



**FREEMAN**  
GOLD CORP

**SEPTEMBER 2020**  
INVESTOR  
PRESENTATION

[CSE: **FMAN**; FWB: **3WU**  
OTC: **FMANF**]



# Disclaimer

This corporate presentation and the information contained herein (the "Presentation") is confidential proprietary and for authorized use only. It is being provided for the use of prospective investors solely for such investors' confidential use, with the express understanding that, without the prior permission in writing from Freeman Gold Inc. ("Freeman Gold" or the "Company"), the investor will not copy this document or any portion of it or use any information contained herein for any purpose other than evaluating a potential investment in securities of Freeman Gold. Under no circumstances are its contents to be reproduced or distributed to the public, media or potential investors without written authorization from the Company. Any failure to comply with this restriction may constitute a violation of applicable securities laws. Recipients are required to inform themselves of, and comply with, all such restrictions or prohibitions and Freeman Gold does not accept liability to any person in relation thereto.

This Presentation provides general background information about the activities of Freeman Gold. Information disclosed in this Presentation is current as of April 16, 2020, except as otherwise provided herein and Freeman Gold does not undertake or agree to update this Presentation after the date hereof. All information is derived solely from management of Freeman Gold and otherwise publicly available third-party information that has not been independently verified by the Company. Further, it does not purport to be complete nor is it intended to be relied upon as advice (legal, financial, tax or otherwise) to current or potential investors. Each prospective investor should contact his, her or its own legal adviser, independent financial adviser or tax adviser for legal, financial or tax advice.

No representation or warranty, express or implied, is made or given by or on behalf of Freeman Gold or any of its affiliates, directors, officers or employees as to the accuracy, completeness or fairness of the information or opinions contained in this Presentation and no responsibility or liability is accepted by any person for such information or opinions. No person has been authorized to give any information or make any representations other than those contained in this Presentation and, if given and/or made, such information or representations must not be relied upon as having been so authorized.

This Presentation contains "forward-looking information" within the meaning of applicable Canadian securities laws. This information and these statements, referred to herein as "forward looking statements", are made as of the date of this Presentation or as of the date of the effective date of information described in this presentation, as applicable. Forward-looking statements relate to future events or future performance and reflect current estimates, predictions, expectations or beliefs regarding future events and include, without limitation, statements with respect to Freeman Gold': (i) financial results, future financial position and expected growth of cash flows; (ii) business strategy, including budgets, projected costs, projected capital expenditures, taxes, plans, objectives, potential synergies and industry trends; (iii) research and development, including the Company's development of its technology, and the success of any clinical trials associated therewith; (iv) expectations concerning the size and growth of the global security/protection market, the effectiveness of the Company's technology compared to its competitors' products and the laws and regulations governing the development, production, sale and use of the Company's technology; and (v) ability to commercialize its products and navigate potential growth opportunities.

This presentation contains certain information pertaining to historical results. The historical results are not contained in a National Instrument 43-101 technical report and therefore should not be relied upon for assessing the merits of the Lemhi Project. The historical results are provided for context only.

Generally, forward-looking information can be identified by the use of forward-looking terminology such as "plans", "expects", or "does not expect", "is expected", "budget", "scheduled", "estimates", "projects", "targets", "forecasts", "intends", "anticipates", or "does not anticipate", or "believes" or variations of such words and phrases or state that certain actions, events or results "likely", "may", "could", "would", "might", or "will be taken", "occur", or "be achieved". Forward-looking information is based on the opinions and estimates of management at the date the information is made, and is based on a number of assumptions and is subject to known and unknown risks, uncertainties and other factors that may cause the actual results, level of activity, performance or achievements of the Company to be materially different from those expressed or implied by such forward looking information, including without limitation: (i) the availability and continuity of financing; (ii) the effectiveness of the Company's technology and the Company's ability to bring its technology to commercial production; and (iii) continued growth of the global security/protection market; and (iv) a continued minimal regulatory/legal burden concerning the development, production, sale and use of the Company's technology.

Although the Company has attempted to identify important factors that could cause actual results to differ materially from those contained in forward-looking information, there may be other factors that cause results not to be as anticipated, estimated or intended. There can be no assurance that such information will prove to be accurate, as actual results and future events could differ materially from those anticipated in such information. Accordingly, readers should not place undue reliance on forward-looking information. Freeman Gold and its directors, officers and employees disclaim any obligation to update any forward-looking statements, whether as a result of new information, future events or results or otherwise, except as required by applicable law. Accordingly, current and potential investors should not place undue reliance on forward-looking statements due to the inherent uncertainty therein. All forward-looking information is expressly qualified in its entirety by this cautionary statement.

This Presentation does not constitute an offer to sell or the solicitation of an offer to buy securities in any jurisdiction in which such offer, solicitation or sale would be unlawful. The technical content of this presentation has been reviewed and approved by Dean Besserer, P.Geol., who is a Qualified Person as defined by National Instrument 43-101.

## Cautionary Statement Regarding Technical Information

This presentation contains historical information on resource estimates made prior to Freeman acquiring the Lemhi Gold Project. Historical resource estimates from the 1980s and 1990s were completed prior to the implementation of NI 43-101 and the construction of the CIM Estimation of Mineral Resource & Mineral Reserve Best Practices Guidelines, updated November 29, 2019, along with the most recent CIM Definition Standards on Mineral Resources & Mineral Reserves dated May 10, 2014. These historical resource estimates use resource categories different from those defined by the CIM Definition Standards. In addition, even the most recent resource estimates that were completed on behalf of Lemhi Gold Trust in 2012 and 2013, were informal estimates that were not properly documented in any NI 43-101 Technical Report and were completed prior to the most recent CIM Guidelines of 2019, and CIM Definition Standards of 2014. A qualified person has not done sufficient work to classify any of the estimates discussed below as current mineral resources or reserves as per the CIM Definition Standards for Mineral Resources & Mineral Reserves (2014) and the CIM Estimation of Mineral Resources & Mineral Reserves Best Practice Guidelines.

A qualified person, has not done sufficient work to classify any of the estimates discussed in this presentation as current mineral resources or reserves and these estimates are being treated as historical in nature and not current mineral resources or mineral reserves. Accordingly, these historical estimates are presented only for the purposes of assisting in describing the extent of gold mineralization and to outline the exploration potential. These estimates should not be relied upon.

For details regarding key assumptions, parameters and methods used to estimate the historical mineral resources presented in respect of the Lemhi Gold Project, please see the "Technical Report for the Lemhi Gold Project, Lemhi County, Idaho, USA", dated effective as of December 31, 2019. The "qualified person" for the purposes of NI 43-101 is Michael Dufresne, M.Sc., P.Geol., P.Geo of Apex Geoscience Ltd. The full content of this report may be accessed through Freeman's SEDAR profile at [www.sedar.com](http://www.sedar.com)



# Investment Highlights

Strategically located in mining friendly Idaho, USA

## Lemhi Gold Project

Over 355 holes drilled in deposit area

Historical resources ranging 500K oz to 1.2M oz with grade between 0.84 gpt and 1.3 gpt Au

- Freeman Gold is well funded with an institutionally oversubscribed bought deal of \$10.35 Mil
- Yamana Gold Inc. invested as a strategic 5% shareholder
- Open pit, heap leachable historical resource
- Most of historical resource on patented claims
- Consolidated >7500 acre land package unexplored
- Initial twin, in-fill drill program to identify 43-101 compliant resource
- Aggressive exploration program, zone open in most directions within large property package

**TARGET: To define a 1.5M - 2M oz primarily oxide, open pit deposit in Idaho**





# Share Structure

*As at 15 September 2020*

SHARES OUTSTANDING	81,340,454
Stock Options	3,840,000
Warrants	5,863,341
FULLY DILUTED	91,043,795
Cash Position <i>(as at 31 August, 2020)</i>	\$8,500,000

Management and insider  
ownership:

**20%**

YAMANAGOLD  
Strategic shareholder

**5%**

# Management

## Will Randall

### PRESIDENT, CEO & DIRECTOR

- Over 20 years of experience in the mining and mineral exploration industry.
- One of the early movers in the lithium brine industry, where he acquired, discovered and developed the Sal de los Angeles lithium brine project in Argentina, with approximately \$70M raised for the development of the project which he led through resource development, feasibility, mine permitting and initial construction before being sold in an all-cash deal for \$265M.
- Involved in raising over \$200M and the successful development of several mining projects, including joint ventures with majors and national governments.
- Mr. Randall was raised in Argentina, before moving to Canada where he completed a BSc (Geology) and MSc. (Economic Geology) at the University of Toronto.

*Will Randall*

## Tom Panoulas

### VICE PRESIDENT OF CORPORATE DEVELOPMENT

- Mr. Panoulas is a capital markets professional with over 15 years of experience.
- He has previously worked at Echelon Wealth Partners, Fraser Mackenzie, and Dundee Capital Markets, raising over one billion dollars for issuers in the mining sector and advising senior management teams on numerous merger and acquisition transactions. Prior to entering capital markets, Mr. Panoulas held senior roles at Kinross Gold Corporation and TVX Gold Inc. in corporate development, responsible for managing various acquisition and divestiture activities.
- Mr. Panoulas holds an Honours Bachelor of Commerce degree from the University of Toronto and is a member of the Canadian Institution of Mining and Metallurgy and the Toronto Society of Financial Analysts.

*Tom Panoulas*

## Dean Besserer

### VICE PRESIDENT OF EXPLORATION

- Mr. Besserer has more than 2 decades of exploration experience working in over 50 countries, including much of North America, often leading projects with annual exploration budgets exceeding \$20 million U.S.
- Previously the Vice President and partner at APEX Geoscience Ltd., a consulting firm with offices in Canada, South America and Australia, where clients included BHP Billiton, Debeers, North Country Gold, Kaminak Gold etc. As well, Mr. Besserer was a director of Brilliant Mining, Niblack Resources, Graphite One and the Vice President of Exploration for various Junior Mining Companies.
- Mr. Besserer is a Qualified Person with respect to National Instrument 43-101, and will fulfill this role for Freeman Gold.

*Dean Besserer*

## Kelvin Lee

### CHIEF FINANCIAL OFFICER

- Over 15 years of extensive financial management experience with publicly traded companies.
- Most recently worked in progressively senior roles from Corporate Controller, VP Finance and Administration to Chief Financial Officer, for a TSX-V listed gold producer with \$400 million in revenue over the past nine years. His responsibilities included development and execution of financial strategy and operations, including regulatory reporting, financial planning and analysis, treasury, tax and audit.
- Held prior Controller positions in the mining industry with various publicly traded companies including Prodigy Gold Inc. that was acquired for \$340 million.
- CPA, CGA and holds a Diploma in Accounting (Hons) and a Bachelor in Business Administration (Hons) from the British Columbia Institute of Technology.

*Kelvin Lee*



# Directors

## Victor Cantore

### DIRECTOR

- Seasoned capital markets professional specializing in the resource and high-tech sectors.
- Over 25 years of advisory and leadership experience, having begun his career in 1992 as an investment advisor and then moving into management roles at both public and private companies.
- Organized and structured numerous equity and debt financings, mergers and acquisitions, joint venture partnerships and strategic alliances.
- Serves on the boards of various companies both private and public.

*Victor Cantore*

## Simon Marcotte

### DIRECTOR

- Over 20 years of capital market experience.
- Partner of Cormark Securities for 4 years in institutional equity sales and also sat on their board of directors.
- 8 years experience as a Director for CIBC World Markets Holds a B.A.A. from Sherbrooke University and is a Chartered Financial Analyst.
- Currently a Director of Arena Minerals and has been involved, either as a director or an officer, with Mason Graphite, Belo Sun Mining, Alderon Iron Ore, Copper One and others.

*Simon Marcotte*

## Ronald Stewart

### DIRECTOR

- Over 30 years international experience in the mining and capital markets industry, with over 20 years direct mining operations experience, including operations management, project construction and development, exploration, feasibility analysis and evaluations.
- Eight years in the equity capital markets.
- Wide range of hands-on experience in both underground and open pit mining operations including mine design and production planning, capital and operating budgets, feasibility and expansion studies, financial analysis and property valuation.
- Extensive experience in public, media and government relations and was directly responsible and credited with the greenfields discovery of a 3 million ounce gold mine in Ontario.
- Managed a team on the discovery of a 4 million-ounce gold mine in Western Australia.

*Ronald Stewart*







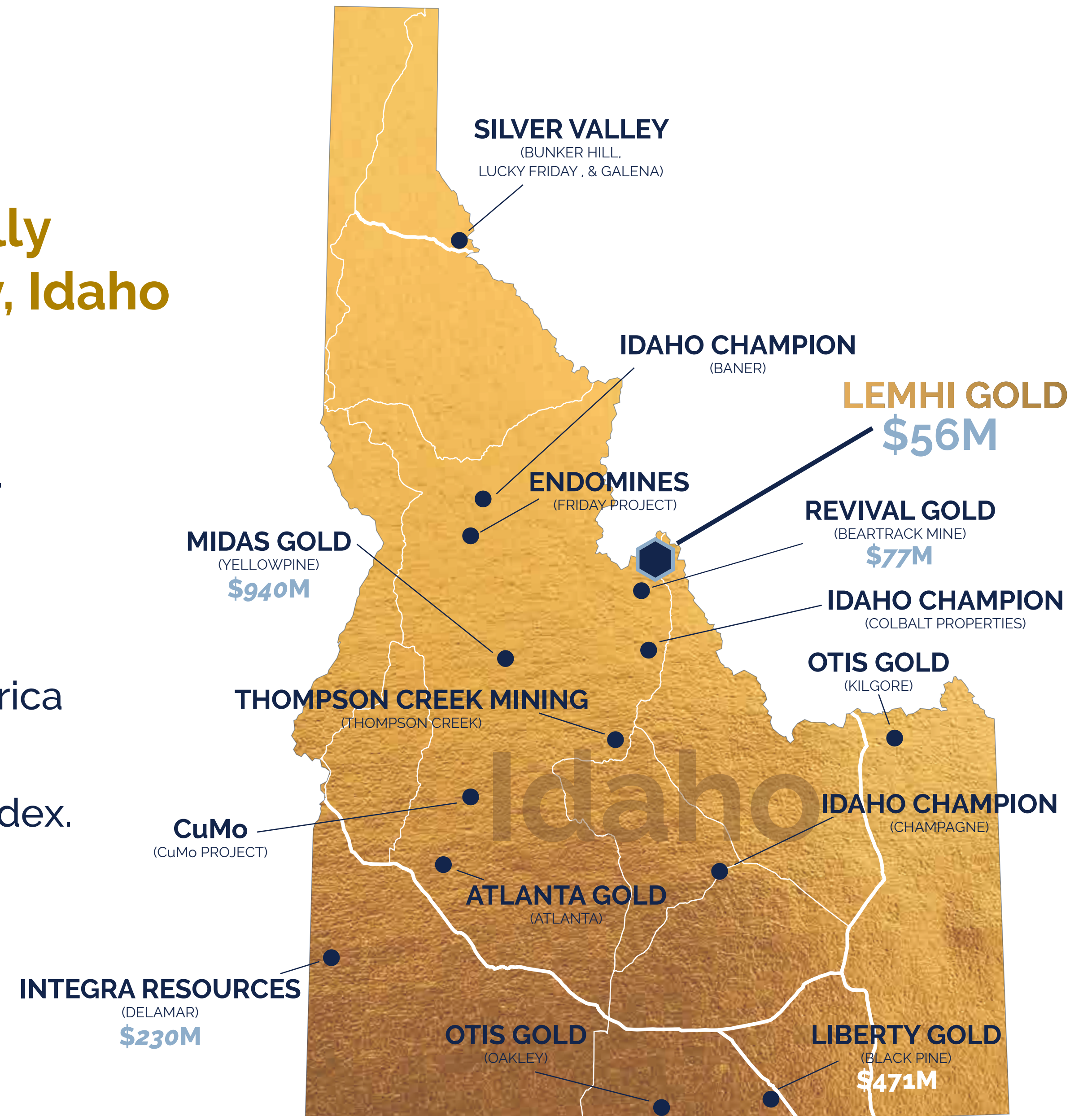
# The Property



# Idaho USA

## The Lemhi Gold Project is strategically located in the heart of Lemhi County, Idaho

- Idaho is one of the top ranked jurisdictions globally with an extensive and rich mining history.
- Idaho earned the following rankings on the 2019 Fraser Institute Mining Survey:
  - No. 8 in the world and No. 3 in North America on the Mining Attractiveness Index.
  - No. 8 on the Investment Attractiveness Index.
  - No. 7 on the Policy Perception Index.
- This prolific area is in close proximity to Revival Gold (Beartrack-Arnett Project), Barrick, Agnico Eagle among others.



\*The value listed beneath each company refers to their fully diluted market capital as at 9 September 2020



# The Idaho Gold Opportunity

## RECENT TRANSACTIONS IN IDAHO

BOUGHT DEALS • ASSET PURCHASES • M&A • STRATEGIC ACCESS

Idaho is one of the most sought-after gold mining jurisdictions.





# Historical Resource with Upside

## **HISTORICAL RESOURCES**

Historical resource estimates conditioned by property boundary constraints and a flawed twinning program.

## **2012**


2012 historical resource estimate by Practical Mining used modern methodologies, but did not include 2013 drilling.

## **NEAR SURFACE**

Most ounces found in near surface, oxide material potentially suitable for open pit, heap leach operations.

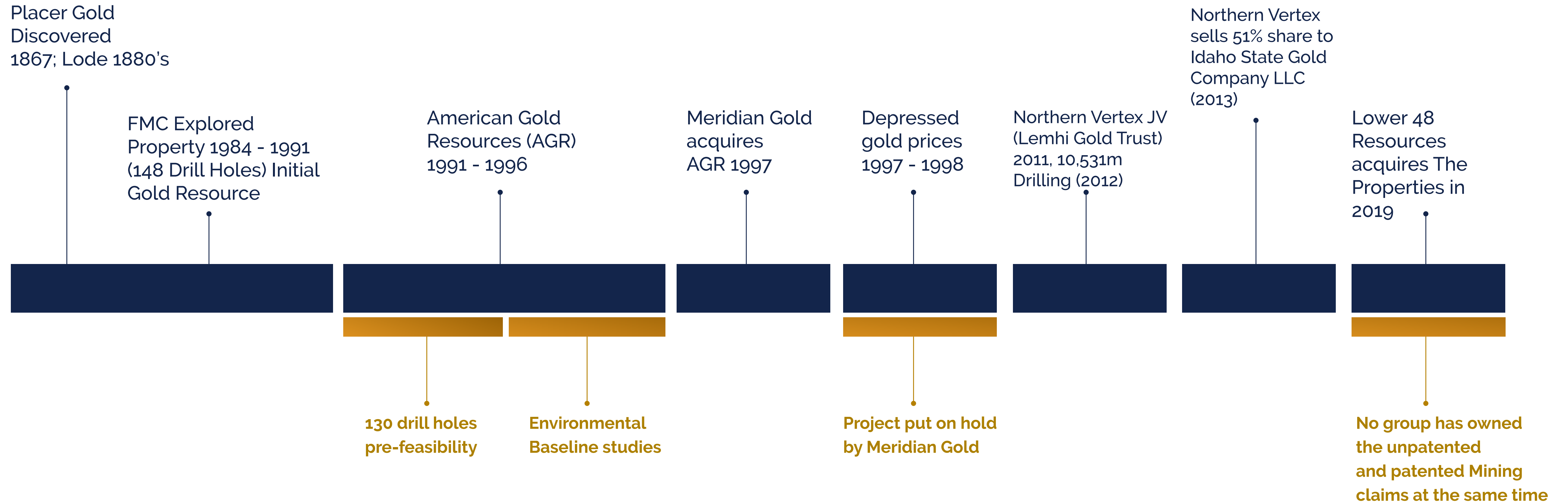
## **2013**

Latest resource estimate completed in 2013 downgraded resource based on a flawed twinning program.





# Project History





# Historical Resource with Upside

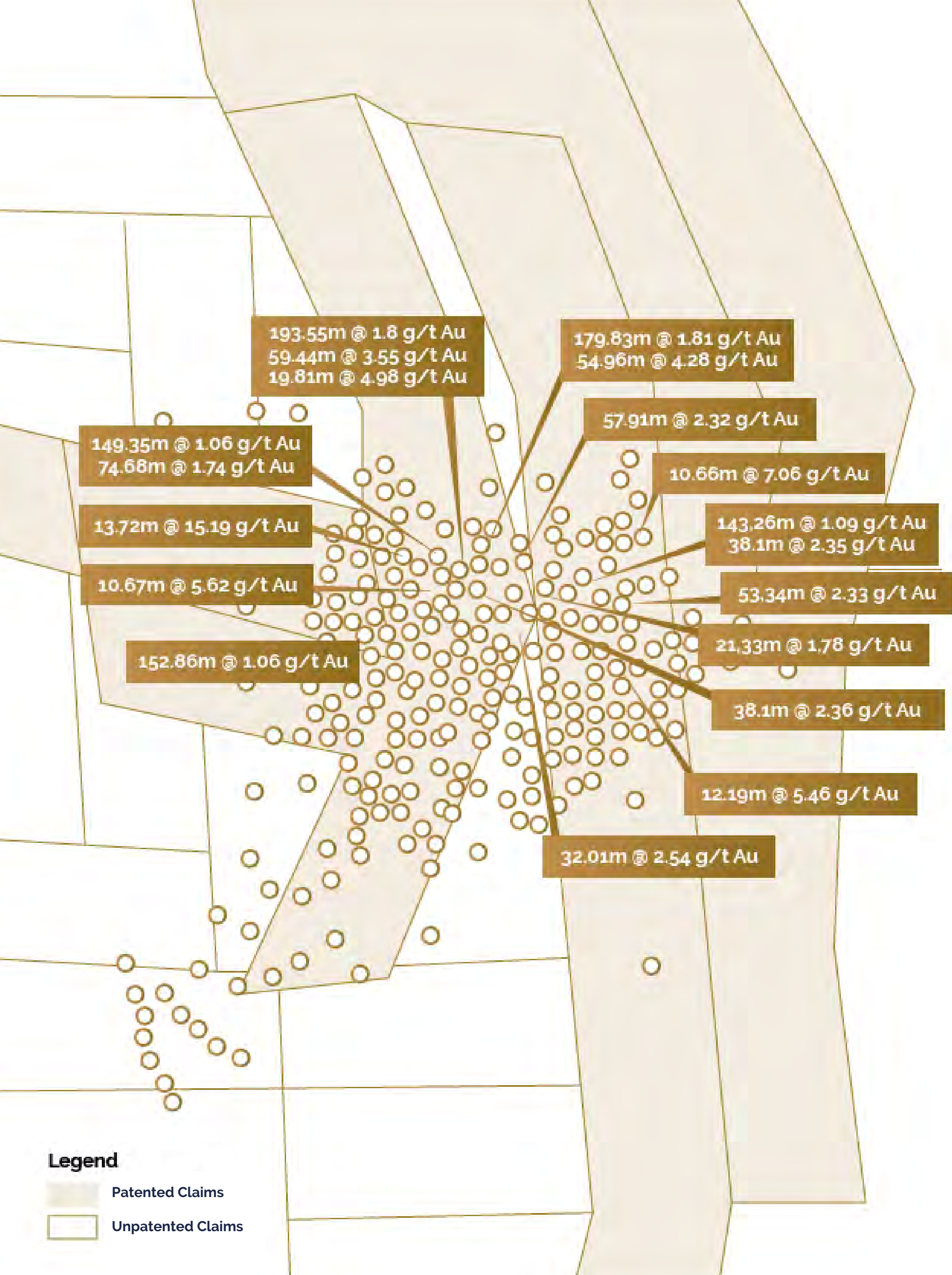
SOURCE	CATEGORY*	GRADE opt (g/t)	TONS(TONNES)	CUT-OFF opt (g/t)	OUNCES*
1987 FMC (Disbrow, 1987)	"Geological Reserve"	0.057 (1.95)	3,006,595 (2,727,537)	0.035 (1.20)	171,375
1989 FMC (Mine Reserve Associates)	"Reserves"	0.055 (1.89)	623,700 (565,811)	0.032 (1.10)	34,304
		0.044 (1.51)	1,014,400 (920,248)	0.024 (0.82)	44,634
1996 AGR (Pincock Allen Holt PAH - Sandefur, 1996)	"Geological Resource"	0.0375 (1.29)	32,361,539 (29,357,894)	0.003 - 0.012 (0.1 - 0.4)	1,217,704
	"In-pit Geological Resource"	0.0385 (1.32)	13,649,974 (12,383,048)	0.003 - 0.012 (0.1 - 0.4)	525,938
1996 AGR (Independent Mining Consultants)	"In-pit Potential Mineable Resource"	0.036 (1.23)	15,031,000 (13,635,894)	0.011 (0.38)	542,620
2012 LGT (Pratical Mining Swanson et al. 2012)	Indicated	0.025 (0.87)	21,003,440 (19,054,000)	0.004 (0.14)	529,300
	Inferred	0.020 (0.69)	14,083,130 (12,776,000)	0.004 (0.14)	281,000
2013 LGT (Pratical Mining)	Measured & Indicated	0.024 (0.81)	24,222,402 (21,974,200)	0.006 (0.20)	569,631
	Inferred	0.018 (0.61)	13,781,831	0.006 (0.20)	268,959

\*All resources are considered historical in nature and should not be relied upon. Resources completed prior to 2013 either do not use categories as set out in the CIM Definition Standards on Mineral Resources & Mineral Reserves (2014), and/or are out dated due to subsequent drilling.

\*\*opt = troy ounces per short ton, gpt or g/t = grams per metric tonne.

\*\*\*Historical resource estimates from the 1980s and 1990s were completed prior to the implementation of NI 43-101 and the construction of the CIM Estimation of Mineral Resource & Mineral Reserve Best Practices Guidelines, updated November 29, 2019, along with the most recent CIM Definition Standards on Mineral Resources & Mineral Reserves dated May 10, 2014. These historical resource estimates use resource categories different from those defined by the CIM Definition Standards. In addition, even the most recent resource estimates that were completed on behalf of Lemhi Gold Trust in 2012 and 2013, were informal estimates that were not properly documented in any NI 43-101 Technical Report and were completed prior to the most recent CIM Guidelines of 2019, and CIM Definition Standards of 2014. A qualified person has not done sufficient work to classify any of the estimates discussed below as current mineral resources or reserves as per the CIM Definition Standards for Mineral Resources & Mineral Reserves (2014) and the CIM Estimation of Mineral Resources & Mineral Reserves Best Practice Guidelines.





# Historical Drilling Intercepts

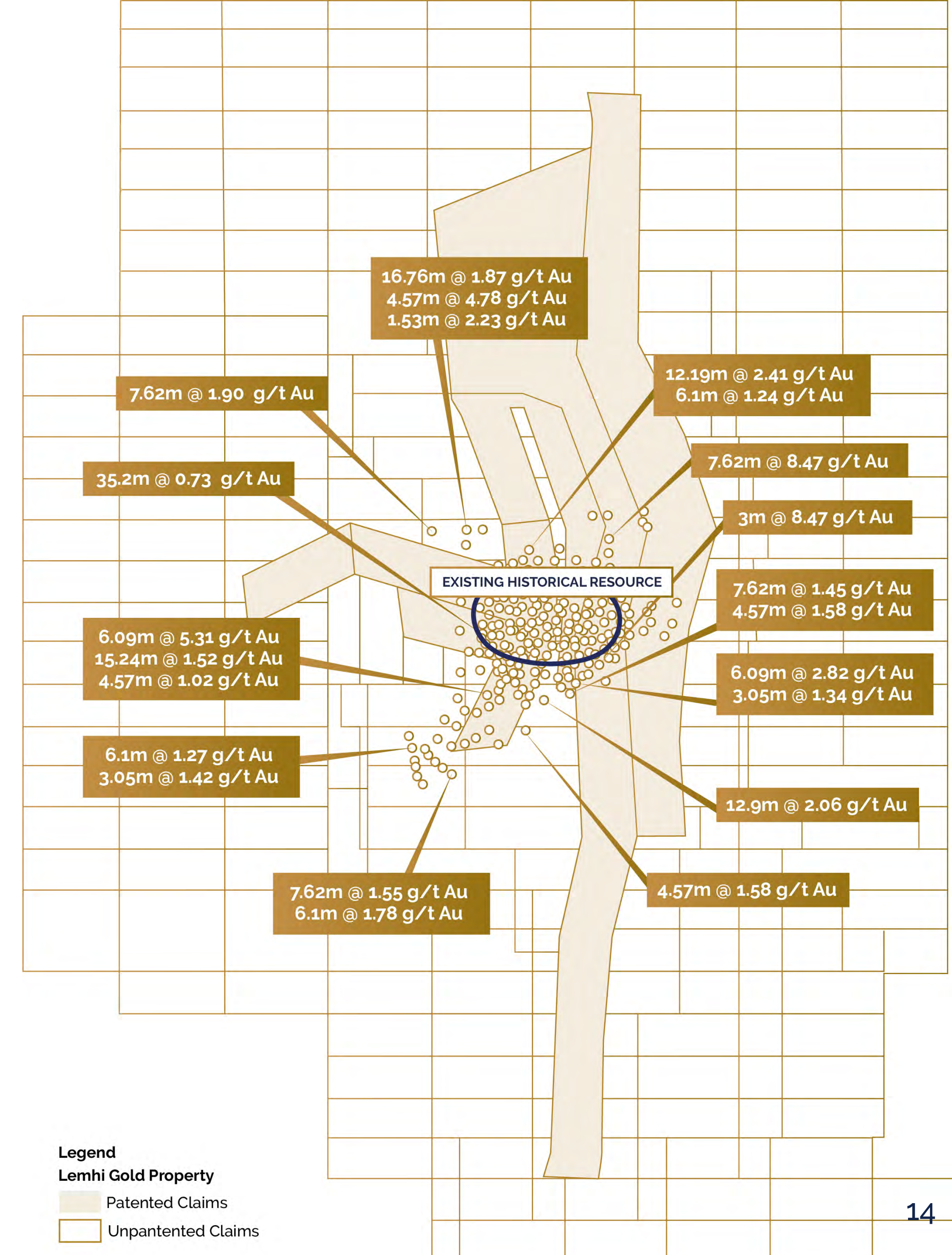
193.55m @ 1.8 g/t Au	54.96m @ 4.28 g/t Au
179.83m @ 1.81 g/t Au	152.86m @ 1.06 g/t Au
13.72m @ 15.19 g/t Au	149.35m @ 1.06 g/t Au
59.44m @ 3.55 g/t Au	143.26m @ 1.09 g/t Au



# Lemhi Gold Project

## Resource Potential

- Deposit open in most directions, including at depth.
- Opportunity to increase ounces by infill drilling, including drilling allowed by consolidated land package.
- Increased understanding of deposit geology will help with more accurate modeling.
- Target initial 43-101 compliant resource within historic resource area of > 1M oz.

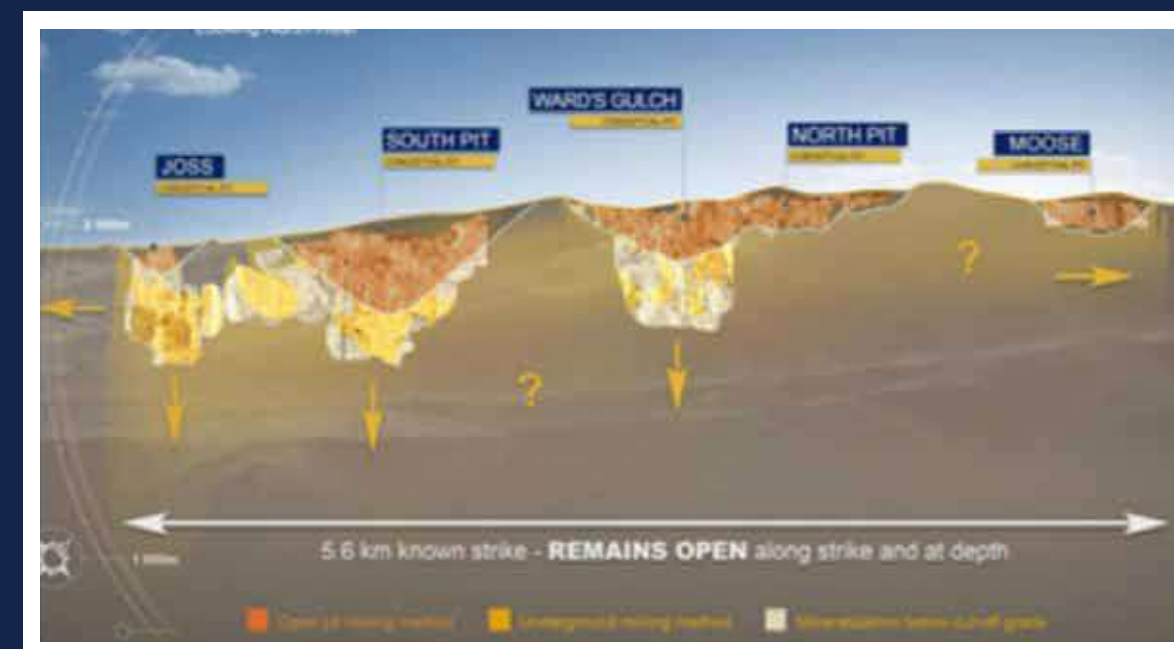





# Lemhi Gold Project

## Exploration Upside

- Initial exploration in areas open along strike, aimed at increasing potential in-pit resources.
- Opportunity to find high grade feeder zones at depth that are currently unexplored.
- Large land package has seen essentially no exploration despite proximity to intrusive.
- These deposits often part of a larger mineralized system, all of which is unexplored.




Beartrack deposit and pit outlines. Beartrack deposit consists of a large mineralized system over a 5km trend. The Beartrack deposit is approximately 35km away from Lemhi.

Source Revival Gold



# Lemhi Gold Project




**Baseline studies conducted by AGR show no major obstacles to mine permitting (Dufresne, 2020)**

**Vast majority of historic resources held within patent claims**

**No bull trout bearing water bodies in resource area**

**Gentle topography and large land package**

**No settlements in the immediate area**





# Comparables

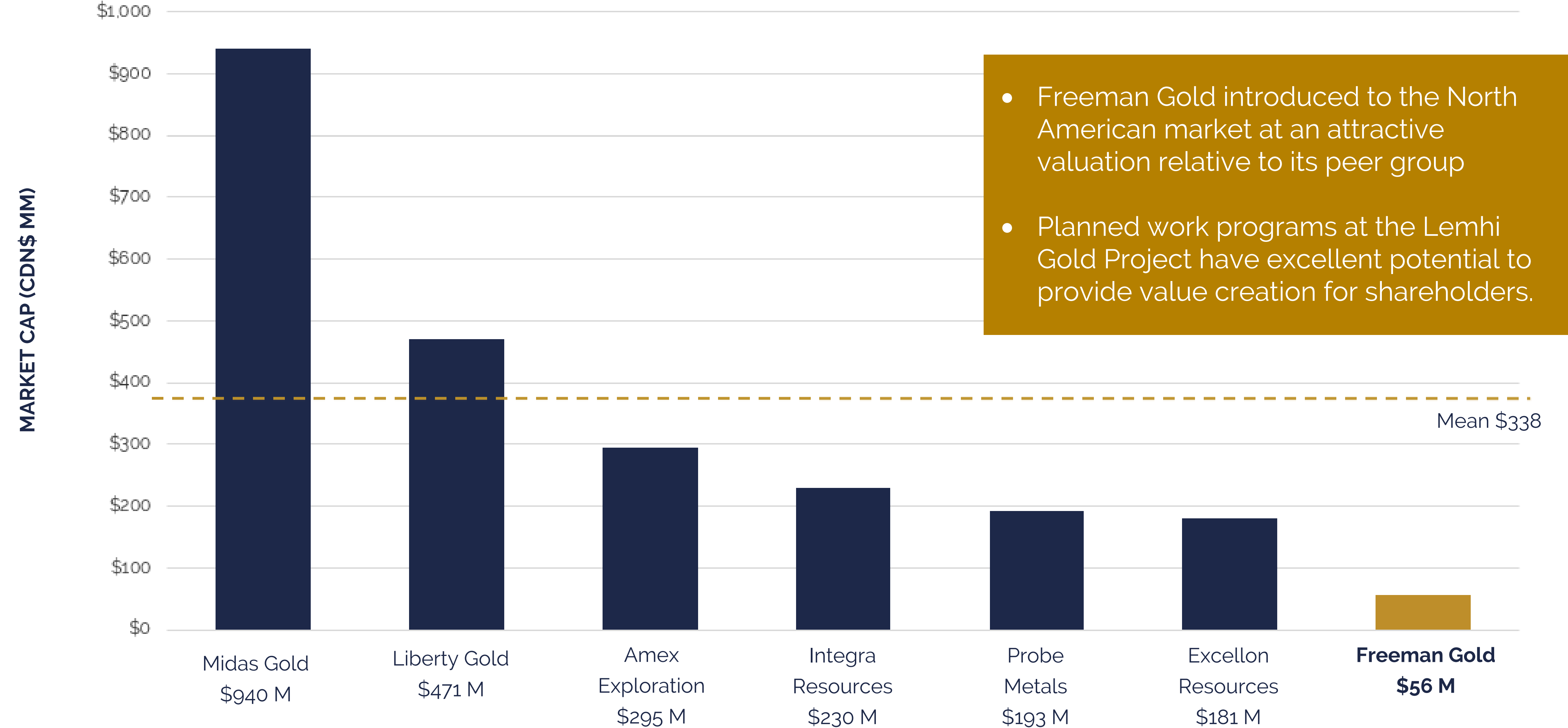
With Resources

COMPANY	TICKER	JURISDICTION	FULLY DILUTED MARKET CAP	RESOURCE (M&I + INF) (AUEQ)	PER OZ
Liberty Gold	LGD	USA	\$471 Million	1.66m oz	\$283/oz
Osisko Mining	OSK	CANADA	\$1.35 Billion	5.65m oz	\$238/oz
White Gold Corp	WGO	CANADA	\$150 Million	1.78m oz	\$84/oz
Probe Metals	PRB	CANADA	\$193 Million	3.42m oz	\$56/oz
Integra Resources	ITR	USA - IDAHO	\$230 Million	4.40m oz	\$52/oz
Reunion Gold	RGD	GUYANA	\$66 Million	1.55m oz	\$42/oz
Midas Gold	MAX	USA - IDAHO	\$940 Million	6.50m oz	\$144/oz
Average			\$486 Million		\$136/oz
FREEMAN GOLD	FMAN	\$0.62 Valuation	\$56 Million	Hist. 1.213m oz	\$46/oz

*\* Figures above represent fully diluted market cap data as at 9 September 2020*



# Comparables





# Value Proposition

- From asset purchases, to M&A, to strategically entering the state, it is clear that Idaho is one of the most sought after gold mining jurisdictions.
- The peer comparables demonstrate that there is a premium for a US based gold company with 1.5-2m oz.
- Highly experienced management team.
- The majority of historical drilling was done via RC, many holes ended in mineralization

- Since no one has taken a regional view of developing the Lemhi Gold Project, the deposit:
  - Remains open at depth
  - Remains open along strike
  - Remains unexplored in surrounding areas
  - Has not had the feeder system or source of mineralization discovered yet
- A comprehensive exploration program is warranted to follow up on key drilling intercepts such as:
  - 13.72m @ 15.19 g/t Au
  - 10.67m @ 8.41 g/t Au
  - 19.81m @ 6.9 g/t Au
- Target: To define a 1.5M - 2M oz primarily oxide, open pit deposit in Idaho



# Future Growth

## Further growth by Brownfields Exploration:

Despite the system known to be large and typically hosting multiple deposits, area has gone largely unexplored

**Freeman Gold plans growth through aggressive exploration first, followed by potential M&A**







**FREEMAN**  
GOLD CORP

## **Kenneth Cotiamco**

OFFICE: 604-687-7130

CELL: 702-482-3976

EMAIL: [ken@freemangoldcorp.com](mailto:ken@freemangoldcorp.com)

**2020**  
INVESTOR PRESENTATION  
[CSE: FMAN; FWB: 3WU  
OTC: FMANF]